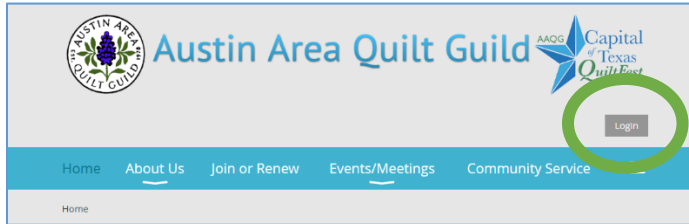
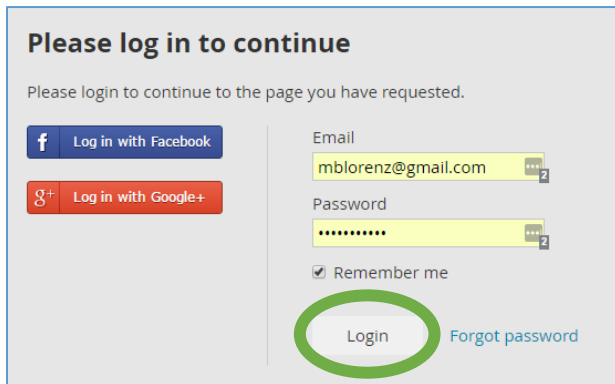


How to Renew Your AAQG Membership

Go to the www.AAQG.org website.

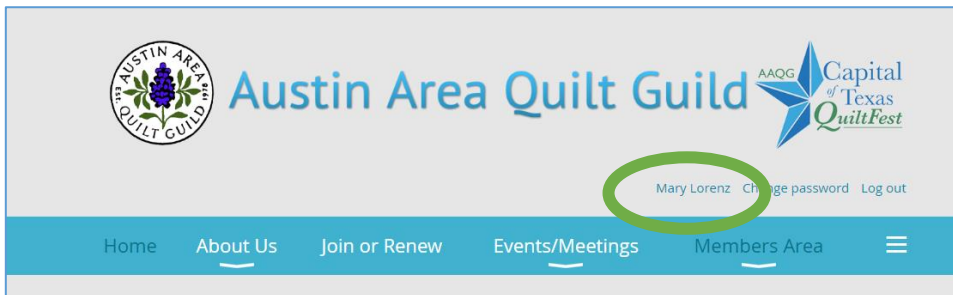


Click "Login"

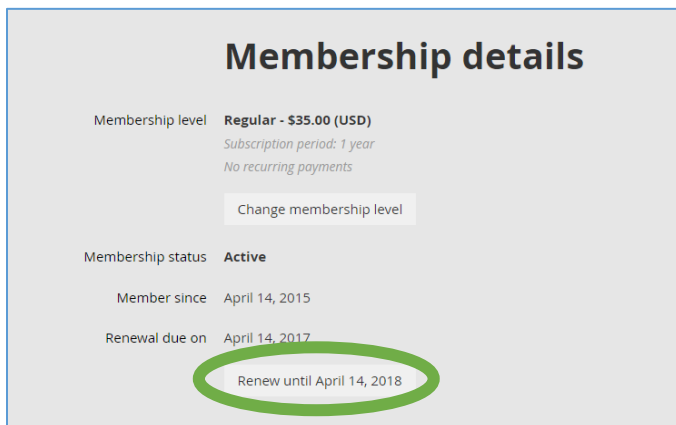


Enter your email and password.

If you have never created a password, click "forgot password" and a temporary one will be emailed to you.



At the top of the page, click on your name



Under membership details, click the second button "Renew until May xx, xxxx"

How to Renew Your AAQG Membership

Membership renewal

Renewal until	April 14, 2018
Level	Regular - \$35.00 (USD) Subscription period: 1 year No recurring payments
Current status	Active

Cancel Update and next

Your profile * Mandatory fields

If there are no changes you would like to make to your profile click “update and next”

Membership renewal

Review and confirm

Renewal until	April 14, 2018
Level	Regular - \$35.00 (USD) Subscription period: 1 year No recurring payments
Current status	Active
Total amount	\$35.00 (USD)

Payment instructions Please pay online. You can pay by credit card or using your PayPal account.

Cancel Back Invoice me **Pay online**

To pay manually, by check, click “Invoice me”

To pay online with PayPal, click “Pay online”

Austin Area Quilt Guild

Your order summary

Descriptions	Amount
Membership renewal Level: Regular...	\$35.00
Item number: 00410	
Item price: \$35.00	
Quantity: 1	
Item total	\$35.00
Total	\$35.00 USD

Choose a way to pay

Pay with my PayPal account

Email: mblorenz@gmail.com
PayPal password: [password field]

Pay with a debit or credit card, or PayPal Credit

- If you have a PayPal account “Log in”
- If you do not have a PayPal account click “Pay with a debit or credit card, or PayPal Credit”.

If PayPal will not take your credit card? That seems to happen when the credit card is associated with another PayPal account. This is a feature of PayPal to protect the users.

PayPal recognized that that card was associated with a PayPal

account, and to prevent fraud, it blocked the credit card, because you were not logged into PayPal.